




OPTICAL ILLUSIONS: @ SPINNERS @



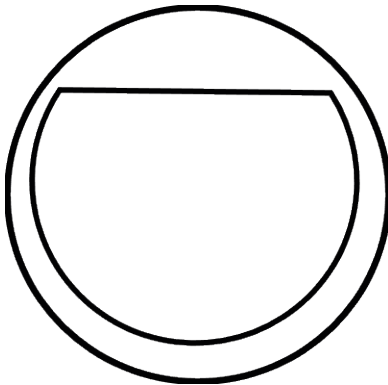
INSTRUCTIONS

Cut out two of the circles below – fix them to the top of a pencil or pen (sicky tape or ‘blu tack’ should work perfectly). Like a lollipop with the pictures facing outwards.

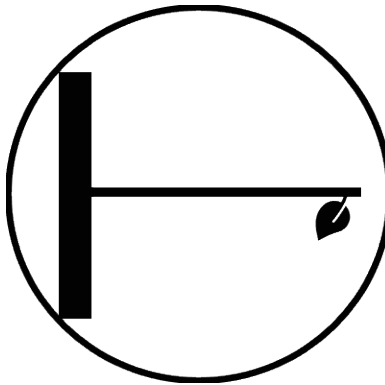
Put the pencil or pen between the palms of your hand and rub your hands together to rotate the pencil or pen what do you see? (Experiment with how fast you rub your hands – slower can be better!)

Try another pair of circles OR use the blank circles to create your own spinner – how creative can you be?

A.



B.



C.

